

Cadwell Industries, Inc.
909 North Kellogg Street
Kennewick, WA 99336
(509) 735-6481

support@Cadwell.com

Application/Technical Bulletin

Products: Sierra Summit and Easy III

Date: 06/12/2026

Subject: QuickReport Generation Errors

Windows Update KB5094126/KB504127 Breaks QuickReport in Sierra Summit and Easy III Rev 01

Summary and Description of Problem:

A recent Microsoft Windows update has been identified as impacting the report generation functionality for both Easy III and Sierra Summit systems. Released in June 2026, KB5094126 introduced a modification that disrupts QuickReport from interacting with Microsoft Word during the creation of new reports.

This interference results in a "Type Mismatch" error during the generation process.

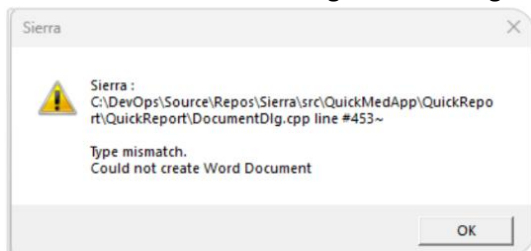
Uninstalling the KB resolves the behavior.

Known Affected Systems:

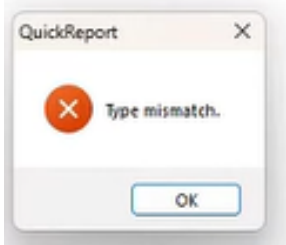
- Windows 11 25H2 or 24H2 with Microsoft KB 5094126
- Windows 10 ESU 22H2 and Windows 10 Enterprise LTSC 21H2 with Microsoft KB5094127

Result:

- Summit shows the following error when generating a report followed by a software closure.



- Easy III shows repeated error popups when generating a report.



- If repeated messages are seen, use Windows Task Manager to terminate the QuickReport.exe

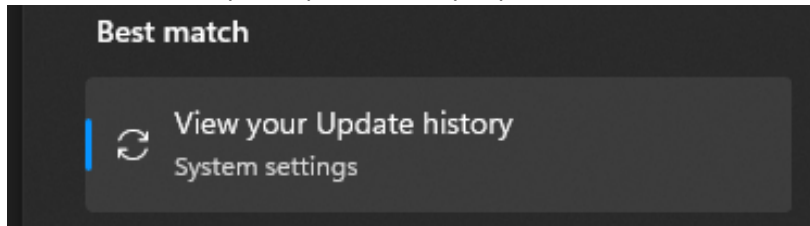
Workflow impact:

Report generation only. No impact to recording, review, or other functionality.

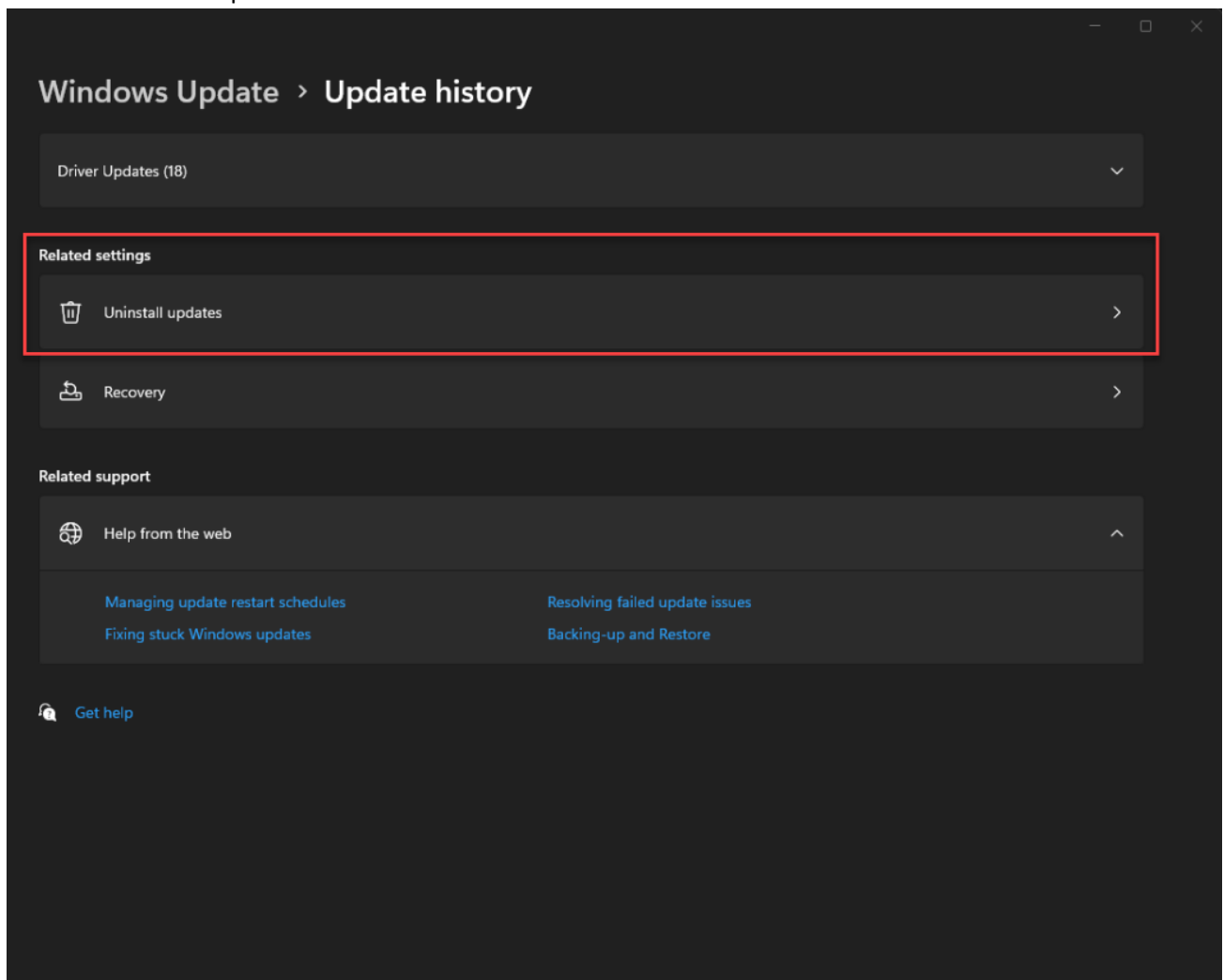
Immediate Resolution:

To restore report generation on Sierra Summit and Easy III systems, uninstall KB5094126 or KB50994127 and restart the computer. Pausing Windows Updates is also suggested to ensure the update doesn't reinstall before a solution is available. Follow the instructions provided below:

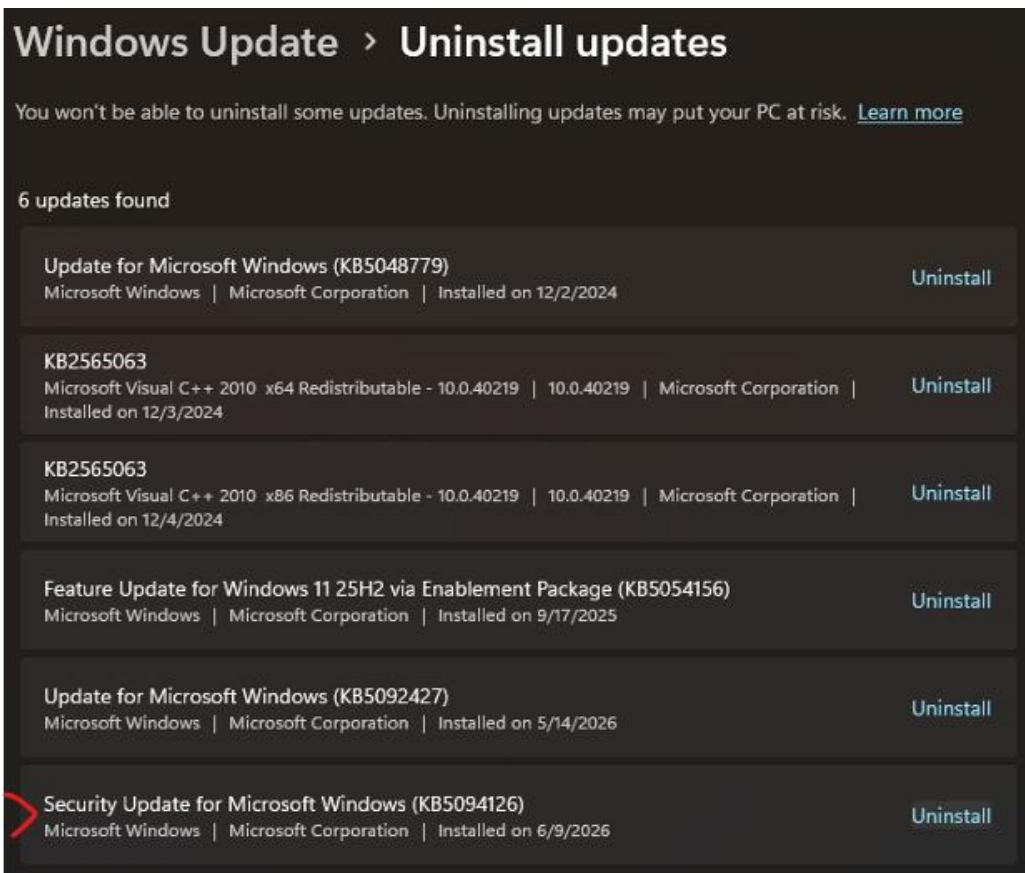
1. Search for "View Update History" in the Windows taskbar.
2. Choose the "View your Update history" option.



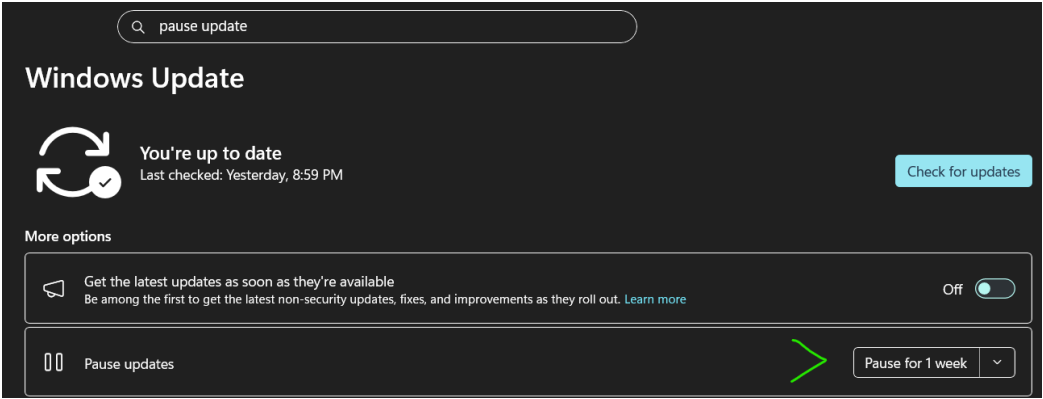
3. Click on "Uninstall updates."



4. Find the 2026-06 Security Update (KB5094126 or KB5094127) and proceed to uninstall it.
 - a. Note: Administrator permissions from your IT department may be required to complete this process.



- 5. Search “pause updates”
- 6. Select a pause duration from the drop-down list.



- 7. Restart your PC
- 8. Confirm that report generation has been restored.

Long Term Resolution:

We are actively evaluating this issue and why it is impacting QuickReport and looking for other long term fixes. This bulletin will be updated when more information is available.

If assistance is needed applying this solution, please contact Cadwell Product Support for assistance via phone (1-800-245-3001) or email (support@cadwell.com). Due to this issue, our product support team is fielding a high volume of calls, following the steps in this document are the quickest way to resolve the issue. For international distributors please report this issue using the Support Form in the Distributor Portal.

FAQ:

Q: When did KB5094126/KB5094127 release?

A: Microsoft released these updates starting on 06/09/2026. You can find out more information at their website [KB5094126](#) and [KB5094127](#)

Q: Do we have an ETA on a permanent resolution?

A: No, but working on this is currently our highest priority.

Q: What about other versions of Windows?

A: KB5094126 and KB5094127 were pushed to very particular versions of Windows 10 and Windows 11, we are monitoring for any other affected versions and will update as they are discovered.

Q: How do I know what version of Windows I have?

A: This can be found in the Windows "About" page (Settings, System, About) within the "Windows Info" section.

